

Since 2007, Making IT Experts & Products

Course: Canva

Duration: 10 Hrs (Changeable) | Fees: Individual / Batch

Since 2007, Nestsoft TechnoMaster has been providing training, internships, and services in IT technologies, both online and offline, with the expertise of **over 250 industry experts**. We have delivered internships, training, and seminars to more than 50,000 students, resulting in numerous success stories. **We offer 100% placement support through JobsNEAR.in**

Our Courses/Internship

- Python/Django Fullstack
- Artificial Intelligence
- Machine Learning
- Data Science
- Software Testing (All)
- Wordpress, Woocommerce
- Digital Marketing, SEO
- Php/MySQL, Laravel
- Flutter, Android, IOS
- Asp.net MVC
- Web Design, Javascript
- Angular JS, React JS
- CCNA, MCSA, CCNP
- AWS, GCP, Azure
- Odoo, SalesForce, Sap
- Microsoft Excel
- Ethical Hacking



Syllabus on the Next Page ..



Our Head Office: Nestsoft TechnoMaster, Infopark, Cochin - 42, Kerala, India

+91 9895490866

+91 8301010866

join@nestsoft.com

www.nestsoft.com


Since 2007, Making IT Experts & Products

Section 1: Introduction to Canva

- * Welcome to Canva!
- * Logging / Setup Canva Account
- * Layouts & Templates
- * Get you setup with your Canva & account
- * Tour of your dashboard
- * Learn about the different types of templates Canva has
- * Learn how to use the pre-designed layouts
- * Downloading your work
- * Working with text
- * Photo backgrounds & Shapes
- * Illustrations, icons and lines
- * Adding pages to a design
- * Image
- * Text features and Charts
- * Album cover
- * Youtube thumbnail
- * Twitter header
- * Facebook post
- * Ebook cover
- * Documents
- * Data and charts
- * Presentation slides

Our Head Office: Nestsoft TechnoMaster, Infopark, Cochin - 42, Kerala, India

 +91 9895490866

 +91 8301010866

 join@nestsoft.com

 www.nestsoft.com

Section 2: Fonts, Colors, and Images


- * Typography and font pairing
- * Using icons effectively
- * Organising the dashboard
- * Sharing designs
- * Adding links
- * Upgrading to Canva for Work
- * Brand colors
- * Custom filter codes
- * Color codes
- * Color scheme
- * Introduction to the color wheel; creating a color palette
- * How to use grids; transparency; photo filters


Section 4: Advanced Topics


- * Brand Kit
- * Magic Resize
- * Paid Elements
- * Folders for Elements
- * Background Remover
- * Teams, Exporting and Scheduling
- * Learn more advanced techniques
- * Learn how to create a logo from scratch

Our Head Office: Nestsoft TechnoMaster, Infopark, Cochin - 42, Kerala, India

 +91 9895490866

 +91 8301010866

 join@nestsoft.com

 www.nestsoft.com

Since 2007, Making IT Experts & Products

- * Learn how upload your own graphics, logos, images
- * Learn how to organize your designs
- * See where I go to purchase stock photography
- * Videos Overview / Editing
- * Video Tools
- * Animations
- * Animated Presentations
- * Adding Music

(Click on Course for more details)

Course: Canva

Duration: 10 Hrs (Changeable) | Fees: Individual / Batch

- Thank You -

N.B: This syllabus is not final and can be customized as per requirements / updates.

Our Head Office: Nestsoft TechnoMaster, Infopark, Cochin - 42, Kerala, India

☎ +91 9895490866

☎ +91 8301010866

✉ join@nestsoft.com

🌐 www.nestsoft.com